



AIDS 2006 Toronto - Youth Programme

# Youth Pavilion

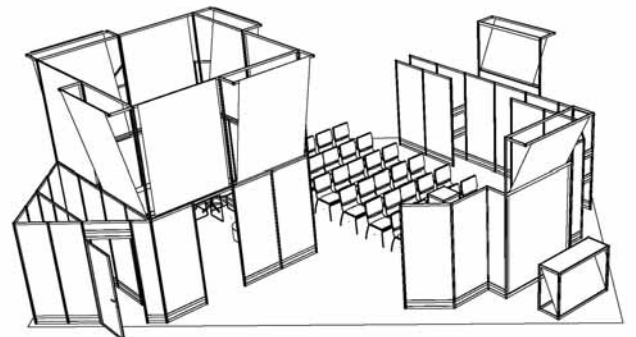
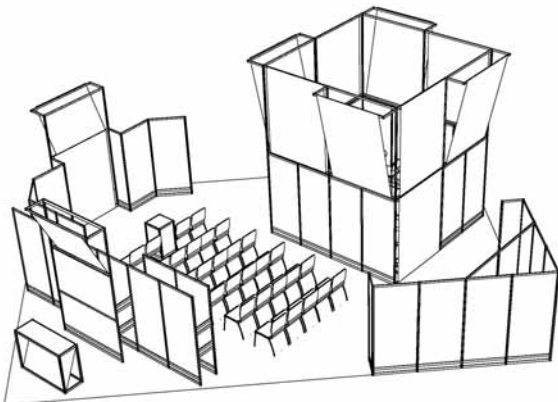
<http://youth.aids2006.org>

# Information Document

This document has important information and must be read by all people and organizations who will be involved with the Youth Pavilion in ANY WAY.

***This includes:***

Event/Session Organizers  
Art/Photo Exhibitors  
Leadership Wall Contributors





# Youth Pavilion Quick Facts!

Check out the Youth Website!  
<http://youth.aids2006.org>



## Important Dates!

Please refer to the chart below for important dates to note!

Date / Time	Action	More Info
<b>August 13</b> 10:30-15:30	<b>All Youth Pavilion presenters</b> must send one person to Youth Pavilion Welcome Desk to confirm their presence at the conference	Pg. 6
<b>August 13</b> 10:30-15:30	<b>All Youth Pavilion presenters</b> must submit all video, audio and PowerPoint aspects of their presentations.	Pg. 6
<b>August 12</b> 09:00-19:00	<b>Art &amp; Photo Set-Up Day 1</b>	Pg. 11
<b>August 13</b> 09:30-16:00	<b>Art &amp; Photo Set-Up Day 2</b>	Pg. 11
<b>August 18</b> 08:00-20:00	<b>Art &amp; Photo Take Down Day</b>	Pg. 11



## Are you presenting a forum/session in the Youth Pavilion?

If so, see **page 6** to get important information and guidelines for preparing! This is for all groups holding scheduled discussion forums, presentations, drama/music performances, etc.



## Art/Photo Exhibitors

If you have been scheduled for an Art/Photo Exhibit in the Youth Pavilion, see **page 11** for important information and instructions.



**Do you plan on bringing a lot of printed materials? You may not need to!** The AIDS 2006 Conference has partnered with FedEx Kinko's to provide you with fantastic value on photocopying and printing – a 50% discount! See **page 13** for more details.



## Floor Plan and Layout

For diagrams of the Global Village and Youth Pavilion, see **pages 3 to 5**.



Keep in mind – the more your group promotes your event, the higher attendance will be. Create a poster to hand out during the conference or e-mail your colleagues with information about your event!



The computers in the Youth Pavilion will not be for public use. They are strictly for the use of the Youth Media Team and Presenters to work on their presentations.



Do you need to talk to someone about your participation in the Youth Pavilion? See **page 13** for a list of people you can contact!



## Youth Pavilion Opening Hours

Please refer to the chart below for the hours during which the Youth Pavilion is open to the public.

Sunday 13	Monday 14	Tuesday 15	Wednesday 16	Thursday 17	Friday 18
09:00 - 18:00	08:30 - 20:00	08:30 - 20:00	08:30 - 20:00	08:30 - 20:00	08:30 - 12:30



## Important Considerations for All Pavilion Participants



- **NOISE:** The Global Village will be a very busy space with many events taking place simultaneously. There will be a lot of unavoidable background noise during all Youth Pavilion Events.
- **There will be a lot of activities in the Youth Pavilion throughout the week** – a wide range of views and beliefs will be presented. Please be respectful of others' activities and opinions!



## Note to Presenters



- Any audio, visual or PowerPoint components of your presentation must be submitted via e-mail and CD or USB Memory Stick when you check-in on Sunday August 13<sup>th</sup> at the Youth Pavilion (please also include a paper copy)
- You must be present 30 minutes before your presentation.
- Because scheduling is so tight, your event must be completely finished (including any take-down time) 5 minutes before the scheduled ending

# AIDS 2006 Toronto - Youth Programme

## Youth Pavilion Information Document



### Table of Contents

---

Introduction .....	2
Features of the Youth Pavilion .....	2
Global Village Floor Plan .....	3
Youth Pavilion Floor Plan.....	4
Youth Pavilion 3D Renderings .....	5
View From Right Aisle.....	5
View from Left Aisle .....	5
Info for Youth Pavilion Event/Session Organizers.....	6
Welcome Desk .....	8
Swap-Spot.....	8
HIV/AIDS/Peer-Ed Quiz .....	8
Youth-Adult Commitments Desk .....	8
Leadership Wall .....	9
Presentation / Event Space .....	9
Lounge.....	10
Lounge "Advertising Wall Space" .....	10
Work Station Area .....	11
Photo and Art Displays .....	11
Contacts.....	13
Prior to the Conference:.....	13
During the Conference:.....	13
FedEx Kinko's AIDS 2006 Conference 50% Printing Discount .....	13

# AIDS 2006 Toronto - Youth Programme

## Youth Pavilion Information Document



### Introduction

---

The AIDS 2006 Youth Pavilion, located in the Global Village, will be the access point for youth into AIDS 2006 Toronto. The Global Village – including the Youth Pavilion - is open to the general public (**free admission**) and not just delegates of the conference.

The Youth Pavilion is a youth-focused space for meetings, forums, evening sessions; a space to highlight and showcase youth achievements, to facilitate networking opportunities with youth and adults in dialogue, a youth media hub, a lounge, and continues the momentum from the Youth Pre-Conference. Throughout the conference daily sessions are available within the Youth Pavilion to prepare young delegates to participate in the conference, advocacy planning, how to record and report back to your community on lessons learned, and will include evening summaries from the Youth Rapporteur Team each day.

The following informational document outlines the many features of the Youth Pavilion and provides important information to all individuals and organizations who will be participating in activities at the Youth Pavilion.

### Features of the Youth Pavilion

---

The following table briefly outlines the features of the Youth Pavilion. Diagrams of the pavilion can be found on pages 4-5 to understand their placement. More information about getting involved with each feature is given in the *More Info* column.

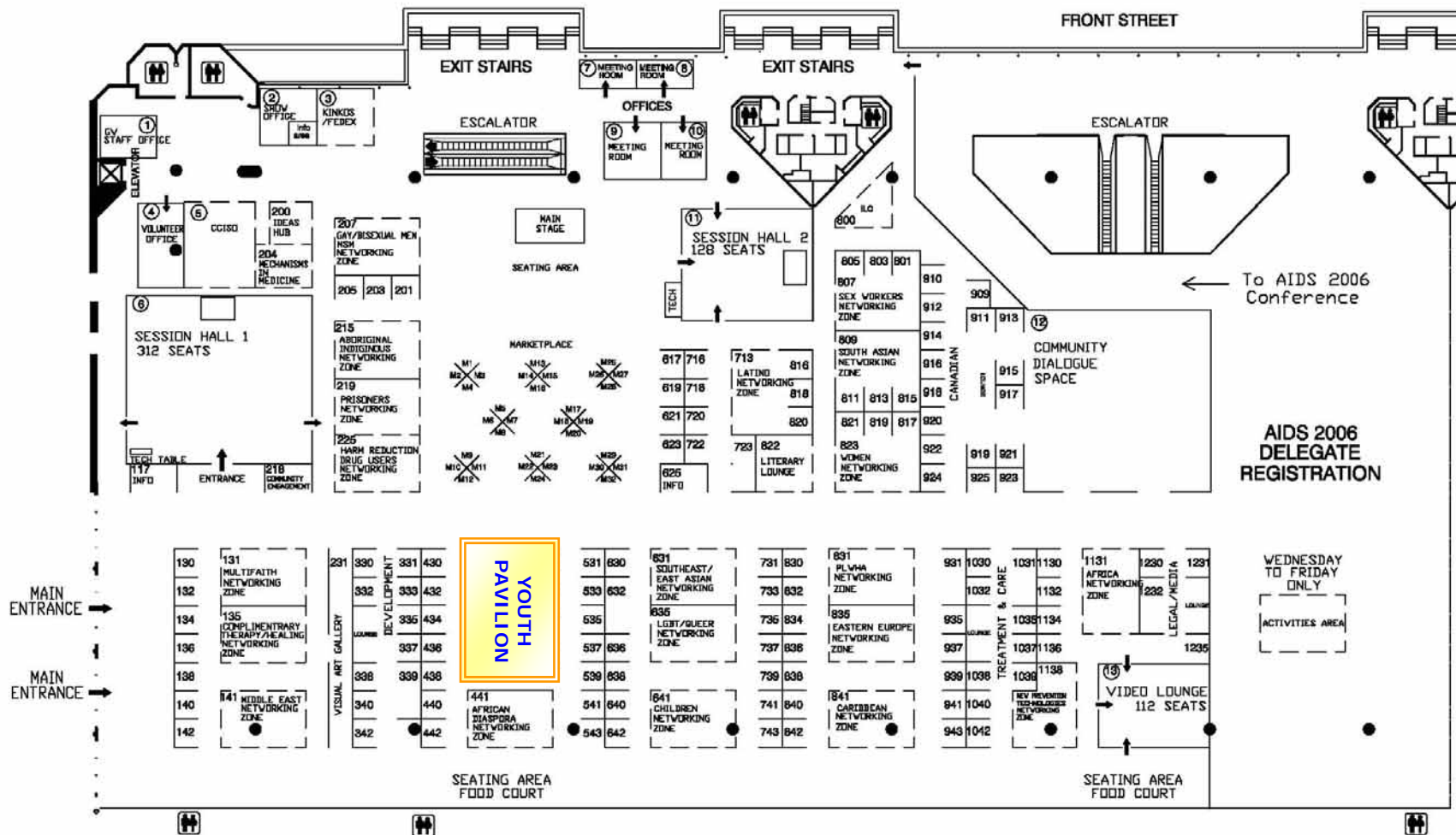
Feature	Highlights	More Info
Welcome Desk	At the front of the Youth Pavilion, this desk will have a number of functions: information resource for youth-related questions and materials, brochure “swap-spot” for youth-related organizations, and check-in point for Youth Pavilion presenters.	Page 8
Youth-Adults Commitments Desk	Adult delegates are encouraged to show their support for the young people in the global HIV/AIDS epidemic by making a commitment at the Youth-Adult Commitments Desk	Page 8
Leadership Wall	A wall within the Youth Pavilion has been dedicated to recognizing grassroots youth leaders from the past, present and future. Delegates and general public are encouraged to add stories, comments, poems, photos, drawings, and more.	Page 9
Presentation Space	Cultural performances, discussion forums, skills building workshops and project showcases have been scheduled back-to-back in this exciting, dynamic space.	Page 9
Lounge	A relaxed space furnished with couches and bistro tables for informal meetings, networking, and relaxing! It will also have wall space where you can tape up posters advertising your organization and event.	Page 10
Computer Workstations (Limited Access)	A small number of computers (4-6) will be available for the Youth Media Team and Youth Pavilion presenters to finalize their presentations.	Page 11
Art/Photo Displays	Ongoing art and photo projects showcasing youth-related issues and achievements will be presented throughout the week.	Page 11

# AIDS 2006 Toronto - Youth Programme Youth Pavilion Information Document



## Global Village Floor Plan

### AIDS - GLOBAL VILLAGE 2006

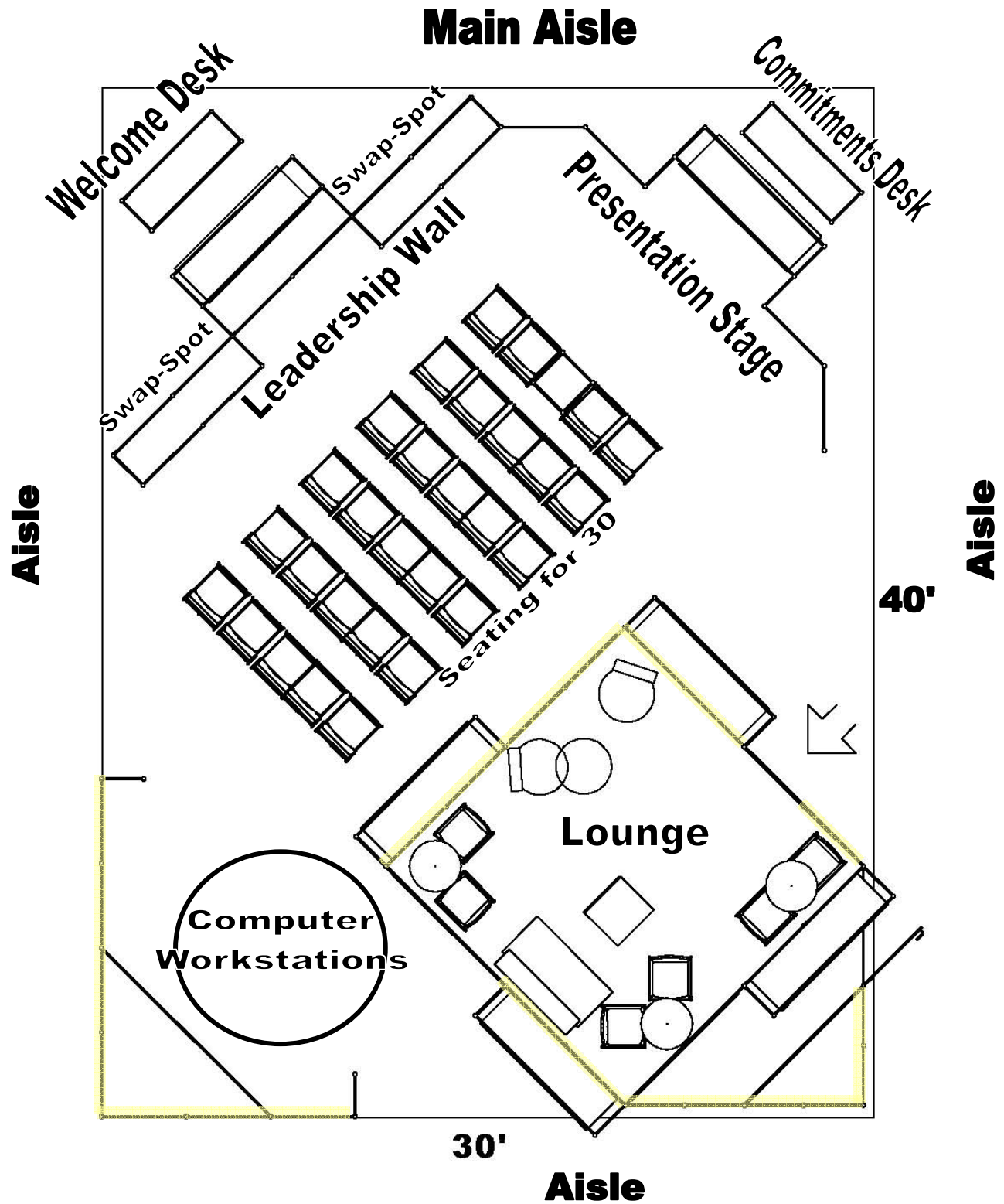


Note: Diagrams are not final and may change.

# AIDS 2006 Toronto - Youth Programme Youth Pavilion Information Document



## Youth Pavilion Floor Plan



Yellow-shaded Lines  
are Walls for Art Displays

*Note: Diagrams are not final and may change.*

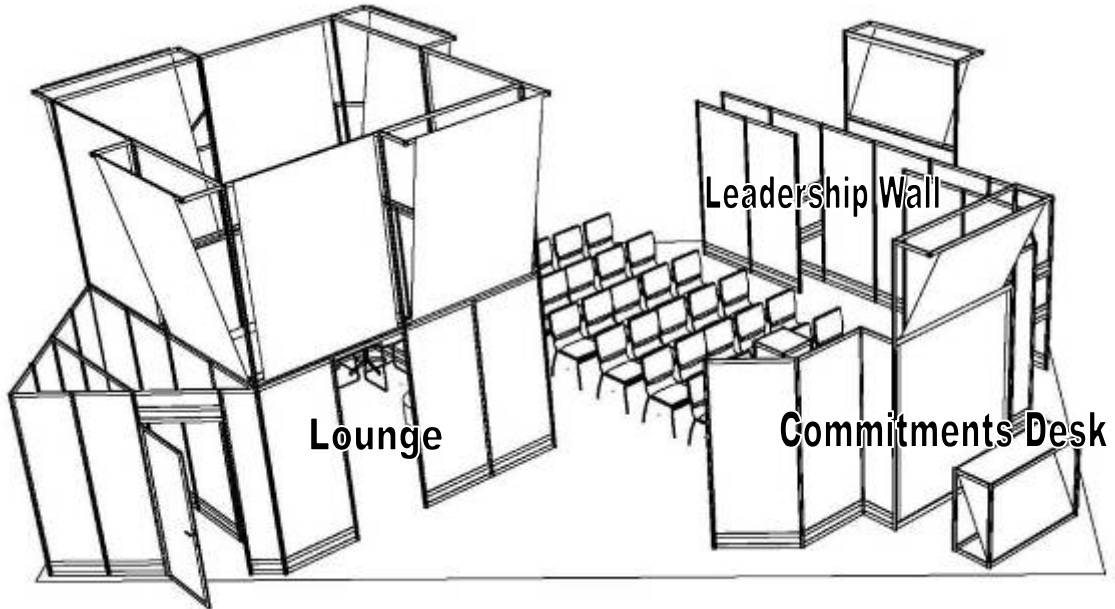
# AIDS 2006 Toronto - Youth Programme Youth Pavilion Information Document



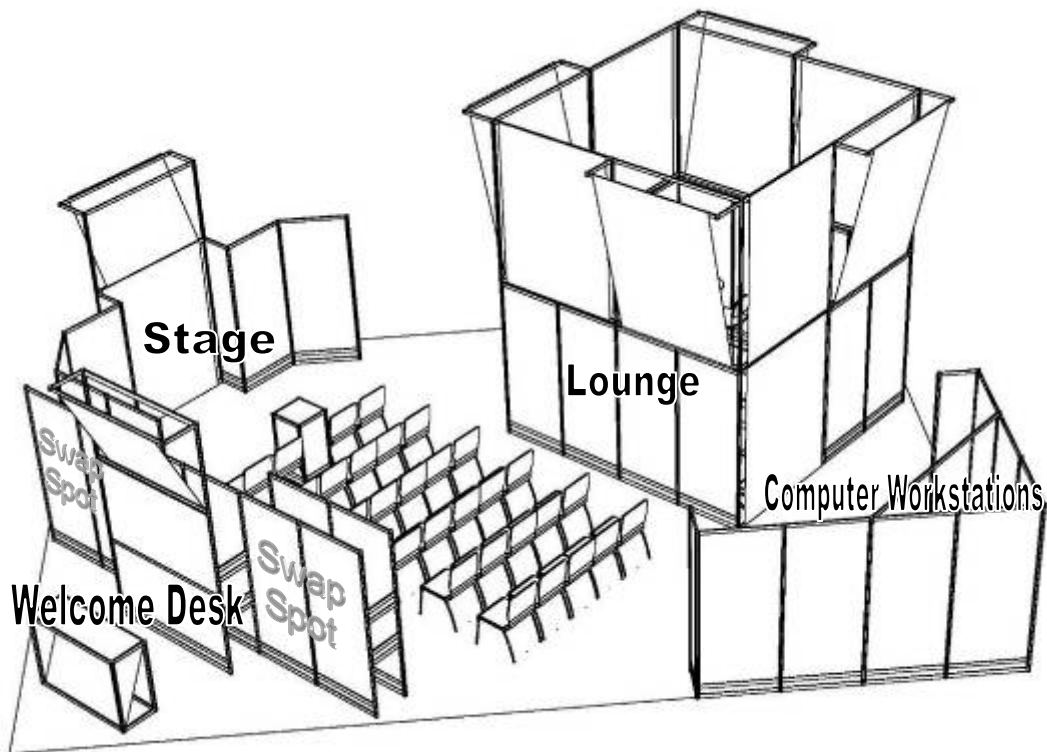
## Youth Pavilion 3D Renderings

---

*VIEW FROM RIGHT AISLE*



*VIEW FROM LEFT AISLE*



*Note: Diagrams are not final and may change.*

# AIDS 2006 Toronto - Youth Programme Youth Pavilion Information Document



## Info for Youth Pavilion Event/Session Organizers

Please send all audio/visual/PowerPoint components for your event to [youthapplicants@aids2006toronto.org](mailto:youthapplicants@aids2006toronto.org) before August 5<sup>th</sup> or as soon as possible.



Sunday August 13<sup>th</sup> – 10:00 – 15:30



- **ALL GROUPS HOLDING A SESSION/EVENT IN THE YOUTH PAVILION must send one person to the Youth Pavilion Welcome Desk to confirm their attendance at the AIDS 2006 Conference**
- On this day you must also submit your presentation materials (audio/visual/PowerPoint) along with an **outline of your event and the timing of each section.**

### Guidelines for Submitting Audio/Visual/PowerPoints for Youth Pavilion Events:

- **Before the Conference**, e-mail [Youthapplicants@aids2006toronto.org](mailto:Youthapplicants@aids2006toronto.org)
- It is recommended you bring *all* Audio/Visual/PowerPoint submissions for your presentation on *all available media*, including:
  - CD
  - DVD (NTSC Format – North American Video Formatting)
  - USB Memory Stick
  - Floppy Disk
  - A USB Memory Stick will be available at the Youth Pavilion for transfer of files from your computer to ours.
- All presentations should be submitted in Microsoft PowerPoint format. **Please submit a paper version of your PowerPoint with the digital version. Remember to print out your presentation before you leave for the conference.**

### 🌟 On the Day of your Session 🌟

You must check-in at the Youth Pavilion Welcome Desk **30 minutes** before your event. The Youth Programme reserves the right to cancel your event if nobody has checked in at least **30 minutes** before your event.

### !! Important !!

The Event Schedule will be strictly enforced to ensure fairness to all Youth Pavilion participants. If you would like to continue informal discussions after your presentation you are welcome to use the Youth Pavilion Lounge.



### To-Do List For all Youth Pavilion Event/Session Organizers:

- Before August 5<sup>th</sup>, E-mail all Audio/Visual & PowerPoint materials to [Youthapplicants@aids2006toronto.org](mailto:Youthapplicants@aids2006toronto.org)
- If you need to bring heavy equipment into the youth pavilion for your event, e-mail [len.tooley@aids2006toronto.org](mailto:len.tooley@aids2006toronto.org) to make appropriate arrangements.
- Theatre/Arts performers that have special requirements (e.g. changing room) to prepare for their event must e-mail [Youthapplicants@aids2006toronto.org](mailto:Youthapplicants@aids2006toronto.org) before August 1<sup>st</sup>
- On Sunday August 13<sup>th</sup>, send at least one person to the Youth Pavilion Welcome Desk to confirm your presence at the Conference and re-submit all Audio/Visual/PowerPoint materials.
- On the day of your event/session, check in at the Youth Pavilion Welcome Desk *at least 30 minutes* before your scheduled event.

# AIDS 2006 Toronto - Youth Programme

## Youth Pavilion Information Document



### Preparing for Your Event:

- As you will have already submitted your audio/visual/PowerPoint materials to the Youth Pavilion, these materials will be set up by Youth Pavilion volunteers immediately before your event.
- If your group has special set-up needs (e.g. a dressing room before your event), please e-mail [Youthapplicants@aids2006toronto.org](mailto:Youthapplicants@aids2006toronto.org)

### Resources that will be available *before* your event:

- Technical
  - One computer workstation at the Youth Pavilion will be available to work on your PowerPoint. Sign-up to use it at the Youth Pavilion Welcome Desk.
- Help with your Presentation
  - You can use the AIDS 2006 Youth Site to get guidance from a trained mentor before you come to the conference. Just visit <http://youth.aids2006.org/discuss/>

### Resources that will be available *during* your event:

- Audio-Visual & Technical
  - 2-3 microphones
  - Speakers
  - Laptop (IBM-Compatible) with projector & screen
  - CD & DVD Player
  - Power Outlet
- Volunteers & Staff
  - The Youth Pavilion Stage Manager will coordinate transition between events
  - 2 volunteers will assist you with event set-up and take-down
- Presentation Space Arrangement
  - The presentation space will have approximately 30 chairs for the audience and 3 collapsible round tables for discussions
  - Please see **page 9** for more information on the size/layout/capacity of the presentation space

### Resources that will *not* be available:

- Translators/translating equipment
- Lighting effects for the stage
- Storage space

Applications for over 150 events were received and reviewed by the Youth Pavilion Taskforce. In order to accommodate as many events and organizations as possible, events will be taking place back-to-back throughout the entire conference.

This means:

- Many presenters have been given significantly less time for their event than they had originally proposed.
- Changes in the schedule are not possible
- Events will end 5 minutes before the scheduled end time. Each presenter has to ensure their event is concluded and taken down by the end of their scheduled time. For each event to get the time it has been allotted this will be strictly enforced.

### **Are you Bringing Heavy Materials to the Youth Pavilion?**

Due to labour regulations at the Conference Centre, all materials brought to the Youth Pavilion for presentations must be hand-carried. If the materials you plan to bring are too heavy to be carried in through the front door, contact Len Tooley at [len.tooley@aids2006toronto.org](mailto:len.tooley@aids2006toronto.org) to make further arrangements.

**Instead of bringing all of your pamphlets/info sheets/posters with you, why not just get them printed in the Global Village?!** See **page 13** for details about the AIDS 2006 50% off discount from FedEx Kinko's!

# AIDS 2006 Toronto - Youth Programme Youth Pavilion Information Document



## Welcome Desk

---

The Welcome Desk is the first thing that will be seen when someone approaches the Youth Pavilion. It will be staffed with volunteers throughout the week. It will serve as a place to get information, a check-in point for presenters, and a regulated brochure "Swap-Spot." There will also be an HIV/AIDS quiz!

### **SWAP-SPOT**

There will be two walls on either side of the Welcome Desk that have clear pockets where organizations can leave their information (brochures, pamphlets, etc.) for distribution. Approximately 50 pockets sized 8.5x11 inches will be available.

### *Sign-Up for Swap-Spot Space!*

Swap-Spot sign-up will begin on **Sunday Aug. 13<sup>th</sup>** at the Youth Pavilion and will continue throughout the week until all spots have been filled. Sign-up will be on a first-come-first-serve basis.

### **HIV/AIDS/PEER-ED QUIZ<sup>1</sup>**

Throughout the week conference delegates and the public will be able to answer a question testing their knowledge of HIV/AIDS with regard to young people. If they answer correctly they will be given a prize (while supplies last)!

## Youth-Adult Commitments Desk

---

### ***IT'S TIME TO DELIVER***

The Youth-Adult Commitments Desk is important because it is an action that people attending the AIDS 2006 Conference can take *at the conference*.

**💡 Any chance you get, promote the Youth-Adult Commitments Desk as a great way to do something now!**

The Youth-Adult Commitments Desk will provide youth and adult conference participants with an opportunity to articulate how they will work in partnership with youth to improve the situation of youth-focused HIV/AIDS programmes, policies, etc. Commitments made will be tied to outcomes and will be time specific. These commitments will be followed up post-conference via existing global youth networks.

The commitments desk will be staffed by two volunteers at all times and is an excellent way to engage people who come to the Youth Pavilion. People making a commitment will be given a number of ways to make a commitment: on video, on a voice recorder, or on paper.

### ***THE COMMITMENT PROCESS:***

- Youth delegates, youth-based organizations and youth allies will urge everyone they meet to go to the Youth-Adult Commitments Desk in the Global Village and make a commitment to youth
- At the desk, the person making a commitment will be asked to provide their contact information, the commitment being made and when this commitment should be completed.
- People making a commitment will be asked if their photo can be taken
- Memorable commitments or commitments made by world leaders will be printed throughout the week and advertised on the wall behind the Commitments Desk.
- In the year following the conference, people who have made commitments will be contacted via e-mail to inquire about the progress they have made with regard to their commitment.

---

<sup>1</sup> This Quiz has been organized by the Y-PEER Network.

# AIDS 2006 Toronto - Youth Programme Youth Pavilion Information Document




## Leadership Wall

---

**Sunday Aug. 13<sup>th</sup>  
10:30-15:30**

Most contributions to the leadership wall should be added at this time

 **Contributions to the Leadership Wall will become property of the AIDS 2006 Youth Programme.**

A wall within the Youth Pavilion has been dedicated to recognizing grassroots youth leaders from the past, present and future. Delegates and general public are encouraged to add stories, comments, poems, photos, drawings, and more. The Leadership Wall will demonstrate the power of youth involvement and highlight that each individual young person's effort is key in creating the "big picture."

The Leadership Wall will be 3 large panels (each about 7 feet wide by 8 feet high). People wanting to contribute to the wall will be able to glue, staple, nail or tape their contributions to the wall.

When adding something to the wall people are encouraged to include their name, organization, and a short description of the work.

### LEADERSHIP WALL PARTICIPATION GUIDELINES:

1. Out of respect for groups presenting in the Youth Pavilion, additions to the Leadership Wall will not be made during presentations. The best time to make additions to the wall each day is 8:45-9:45 in the morning.
2. No contribution to the wall should cover another person's work.
3. All contributors will be respectful of space so that as many people as possible can contribute to the Leadership Wall.
4. The Youth Programme Team reserves the right to remove any contribution. Common reasons would be that the contribution was deemed to:
  - a. Occupy too much space, preventing others from adding to the wall
  - b. Conflict with the Principles and Values of Conference Participation as outlined on the AIDS 2006 website at <http://www.aids2006.org/subpage.aspx?pageId=285>
  - c. Violate Canadian Law with respect to Hate Propaganda which is outlined at <http://laws.justice.gc.ca/en/C-46/267514.html>

## Presentation / Event Space

---

### Quick-Facts about the Presentation Space:

- Approximate Dimensions: Approximately [24 feet/7.3 meters] long x [14 feet/4.3 meters] wide (336 sq.ft. / 31.2 sq.m)
- Seating and Furniture: 30 audience chairs & 4 collapsible round tables
- The estimated human capacity of the presentation space is 50-60 people
- At the front of the presentation space there will be a ground-level "stage." Approximate dimensions are [6.5 feet/2 meters] deep and [16 feet/4.9 meters] wide. The stage depth is expandable.

The purpose of the Presentation Space of the Youth Pavilion is to provide youth and youth-led initiatives with a safe space to discuss their issues, showcase their activities, and work together in a youth-focused environment. It will be an exciting, dynamic space with over 45 events which have already been scheduled.

# AIDS 2006 Toronto - Youth Programme Youth Pavilion Information Document



## PRESENTATION SPACE PARTICIPATION GUIDELINES:

1. During an event/presentation, the presentation space and surrounding walls are dedicated solely to presentations. This means that during presentations:
  - a. No group or individual should be promoting events/organizations that are not directly related to the session.
  - b. No additions/changes will be made to the Leadership Wall or Photo Displays
2. The Presentation Space is **not** to be used for any purpose unless:
  - a. The event has been listed in the Conference Programme
  - b. Express verbal consent has been given by Youth Programme Staff
3. The Youth Programme Team reserves the right to immediately cancel and end any event. Common reasons are that the contributions is deemed to:
  - a. Continue past the pre-scheduled end time. (If this occurs, presenters are advised to follow their presentation up with informal discussions in the Lounge).
  - b. Conflict with the Principles and Values of Conference Participation as outlined on the AIDS 2006 website at <http://www.aids2006.org/subpage.aspx?pageId=285>
  - c. Violate Canadian Law with respect to Hate Propaganda which is outlined at <http://laws.justice.gc.ca/en/C-46/267514.html>
4. The Electronic Equipment located at the front of the presentation space many *only* be used in the presence of AIDS 2006 registered volunteers or staff, and should not be moved or taken away for any reason.

## Lounge

---

The Youth Pavilion Lounge will be a multi-purpose, youth-focused space for informal meetings, networking, and relaxing!

The Lounge is meant to be a space where youth from different organizations, countries and backgrounds can meet and interact. As such it is important that no single organization monopolizes the space, which might lead to others feeling excluded.

🚫 Food and Beverages are not allowed in the Lounge 🚫

## LOUNGE SPACE PARTICIPATION GUIDELINES:

1. The Lounge space is to be used specifically for youth-related purposes (youth-led initiatives and organizations).
2. The Lounge is an intentionally "schedule-free" area. Should any impromptu meetings be held there, a time limit of 20 minutes will be in effect. Groups are asked not to monopolize the Lounge.
3. The Youth Programme Team reserves the right to clear the Lounge Space of people and their belongings at any point during the conference.
4. Users of the Lounge are asked to be respectful of others by throwing all garbage into the designated waste bins.
5. Out of respect for people using the Presentation Space, all people using the lounge are asked to keep noise to a minimum.
6. The Lounge is not intended as a place for people to leave their belongings; any belongings left unattended will be removed immediately and brought to the Youth Pavilion Welcome Desk.
7. The lounge is not intended as a distribution point for brochures/pamphlets/materials. Organizations are invited to sign-up for the Welcome Desk Swap-Spot if they would like to share information.

## LOUNGE "ADVERTISING WALL SPACE"

The inner walls of the Lounge will be blank so that youth can tape up posters advertising their organization or event. Note that this wall space is dedicated specifically to youth-led or youth-based initiatives.

We ask all people using the wall space in the lounge to adhere to the following guidelines, which will be enforced by an AIDS 2006 registered volunteer or staff member.

# AIDS 2006 Toronto - Youth Programme Youth Pavilion Information Document



## ADVERTISING SPACE POSTING GUIDELINES:

1. Posters can only be secured to the walls using the tape provided by the Youth Pavilion. This will be in a well-marked spot.
2. Writing, gluing or sticking anything on the walls is **strictly prohibited** as the walls are not owned by the Youth Programme and must be returned to the site builder.
3. Groups are asked to tape only one of each of their posters to the walls. Duplicates will be removed.
4. Please do not cover any other group's posters; if there is no space available you may remove posters for *events that have already taken place*. If your poster covers another, it will be removed.
5. If you advertise an event in the lounge, please remove your poster following the event.
6. The Youth Programme Team reserves the right to remove any poster. Common reasons would be that the poster was deemed to:
  - a. Occupy too much space, preventing others from adding their poster(s)
  - b. Conflict with the Principles and Values of Conference Participation as outlined on the AIDS 2006 website at <http://www.aids2006.org/subpage.aspx?pageId=285>
  - c. Violate Canadian Law with respect to Hate Propaganda which is outlined at <http://laws.justice.gc.ca/en/C-46/267514.html>
7. Should all of the wall space in the Lounge become occupied; posters will be removed at the discretion of the Youth Programme Team (where groups with multiple posters will have some of their posters removed first).

## Work Station Area

---

In one corner of the Youth Pavilion a number of computer workstations will be set up as part of a workspace.

 **The Computer Workstations are NOT for Public Use** 

They are for the sole use of the Youth Media Team and Scheduled Presenters in the Youth Pavilion to work on their presentations.

Presenters who need to use a computer workstation must sign-in for use at the Youth Pavilion Welcome Desk.

## Photo and Art Displays

---

***Note that the space for Art and Photo Displays has already been allocated; the following information is for pre-scheduled exhibitors.***

### Art/Photo Set-Up & Take-Down Dates:

Saturday August 12* 09:00-19:00	Set-Up Day 1
Sunday August 13 09:30-16:00	Set-Up Day 2
Friday August 18 08:00-20:00	Take Down Day

\* To set up art/photo displays on Saturday, exhibitors will require a pass to gain access to the Global Village. All art/photo exhibitors will get an e-mail approximately 1 week before the conference with more details.

# AIDS 2006 Toronto - Youth Programme

## Youth Pavilion Information Document



Note: The Global Village officially opens at 9:00 AM on Sunday August 13. It is therefore in the best interests of both the Youth Pavilion Team as well as Art/Photo exhibitors to set up their exhibits on Saturday the 12<sup>th</sup>.



### Technical Details:

- Each exhibit will be given two sections of wall to display art/photos from Saturday August 12<sup>th</sup> @ 9:00 to Friday August 18<sup>th</sup> at 12:30. Each wall will be approximately [7 feet/2.1 meters] wide x [8 feet/2.4 meters] tall.
- Each exhibitor is responsible for producing and bringing their own titles and labels.
- Displays will be put up in one of two ways<sup>2</sup>:
  - Some walls will allow nails and pins to be stuck into the wall, from which materials can be hung
  - Others walls will require all photos to be hung from a beam above using wire.
- Supplies to be provided will be:
  - Mounting nails
  - Hanging Wire
  - Tape for affixing labels
  - Ladder or step-ladder (limited availability)
- Throughout the week, the Pavilion will be least busy between 8:45-9:45, which is the best time for exhibitors to add to/change up their exhibit.

### Transporting Your Art/Photo Displays

- Due to labour regulations at the Convention Centre, art and photo displays must be hand-carried into the Youth Pavilion area through the main entrance.
- If you need to ship your artwork or have it transported in, e-mail [jen.tooley@aids2006toronto.org](mailto:jen.tooley@aids2006toronto.org) to make the necessary arrangements.

### There will be six ongoing art and photo projects to be showcased during the week:

- TIG Xpress-HIV/AIDS, TakingITGlobal
- Peace Tiles Mural exhibit, ActALIVE (International)
- AIDS: Picture Change, Canadian Coalition on HIV/AIDS and Youth in Africa (International)
- Depth of Field, Commonwealth Games Canada
- World University Service of Canada International Seminars (WUSC) (Malawi, Burkina Faso, Botswana and Canada)
- African and Caribbean Council on HIV/AIDS in Ontario (ACCHO) (Canada)

### ART/PHOTO DISPLAY GUIDELINES:

1. Writing, gluing or sticking anything on the walls is **strictly prohibited** as the walls are not owned by the Youth Programme and must be returned to the site builder.
2. Exhibitors are welcome to work on their exhibit throughout the week *unless* there is a presentation under way in the presentation space.
3. The Youth Programme Team reserves the right to remove any art/photo installation. Common reasons would be that the installation is deemed to:
  - a. Conflict with the Principles and Values of Conference Participation as outlined on the AIDS 2006 website at <http://www.aids2006.org/subpage.aspx?pageId=285>
  - b. Violate Canadian Law with respect to Hate Propaganda which is outlined at <http://laws.justice.gc.ca/en/C-46/267514.html>

<sup>2</sup> Exhibitors will be informed about which mounting option they will have to use in the near future.

# AIDS 2006 Toronto - Youth Programme Youth Pavilion Information Document



## Contacts

---

### *PRIOR TO THE CONFERENCE:*

#### **Len Tooley**

Youth Programme Assistant  
Tel: +1.416.840.3334 ext.302  
Fax: +1.416.840.3343  
[len.tooley@aids2006toronto.org](mailto:len.tooley@aids2006toronto.org)

#### **Tamara Romanchuk**

Youth Pavilion Stage Manager  
Tel: +1.416.840.3334 ext.339  
Fax: +1.416.840.3343  
[tamara.romanchuk@aids2006toronto.org](mailto:tamara.romanchuk@aids2006toronto.org)

#### **Alex McClelland**

Youth Programme Coordinator  
Tel: +1.416.840.3334 ext.209  
Fax: +1.416.840.3343  
[len.tooley@aids2006toronto.org](mailto:len.tooley@aids2006toronto.org)

### *DURING THE CONFERENCE:*

Please speak with a Volunteer at the Youth Pavilion Welcome Desk.

## **FedEx Kinko's AIDS 2006 Conference 50% Printing Discount**

---

The AIDS 2006 Conference has partnered with FedEx Kinko's to provide you with fantastic value – a 50% discount!

Printing services will be available on-site within the Global Village.

For all your *advance* printing needs, sales/marketing materials, PowerPoint presentations, catalogues, brochures, manuals, reports, contact:

Sean Dwyer, **FedEx Kinko's**  
Tel: +1 (416) 875-8603  
Email: [sean.dwyer@fedexkinkos.com](mailto:sean.dwyer@fedexkinkos.com)